

3° MÓDULO

Vasos en acción 03

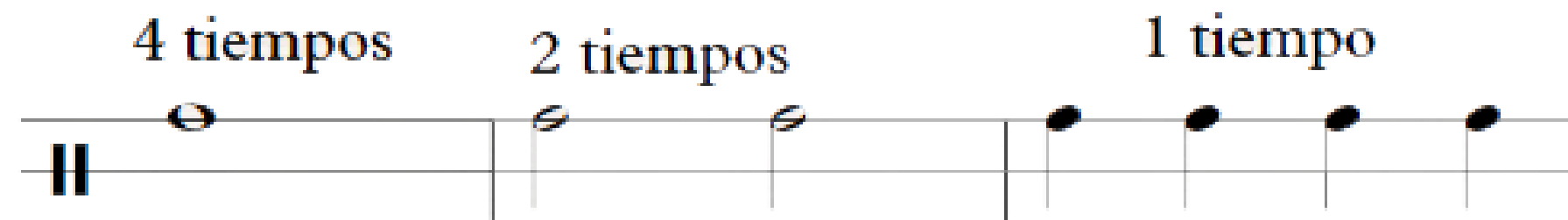
RONNY MANCILLA L.



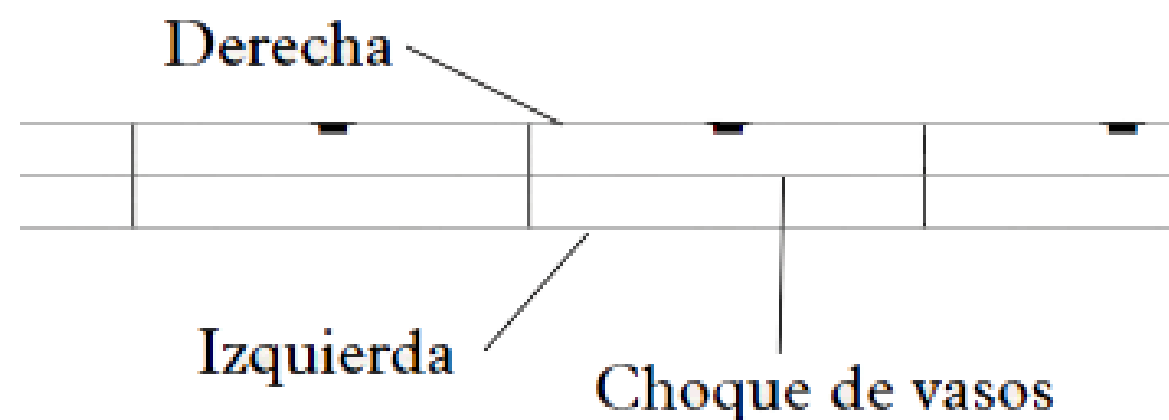
Vamos a la práctica




Recordemos las figura rítmicas y sus duraciones



Identifica los sonidos:



Incluimos sonidos que van juntos:





Ejercicios:

Ver video

1

Musical notation for exercise 1, consisting of two staves. The top staff begins with a double bar line and a fermata. The bottom staff begins with a double bar line and a fermata. The notation includes various note values and rests.

2

Musical notation for exercise 2, consisting of two staves. The top staff begins with a double bar line and a fermata. The bottom staff begins with a double bar line and a fermata. The notation includes various note values and rests.

3

Musical notation for exercise 3, consisting of two staves. The notation includes various notes (quarter, eighth, and half notes) and rests, with a double bar line at the end of the second staff.

4

Musical notation for exercise 4, consisting of two staves. The notation includes various notes (quarter, eighth, and half notes) and rests, with a double bar line at the end of the second staff.